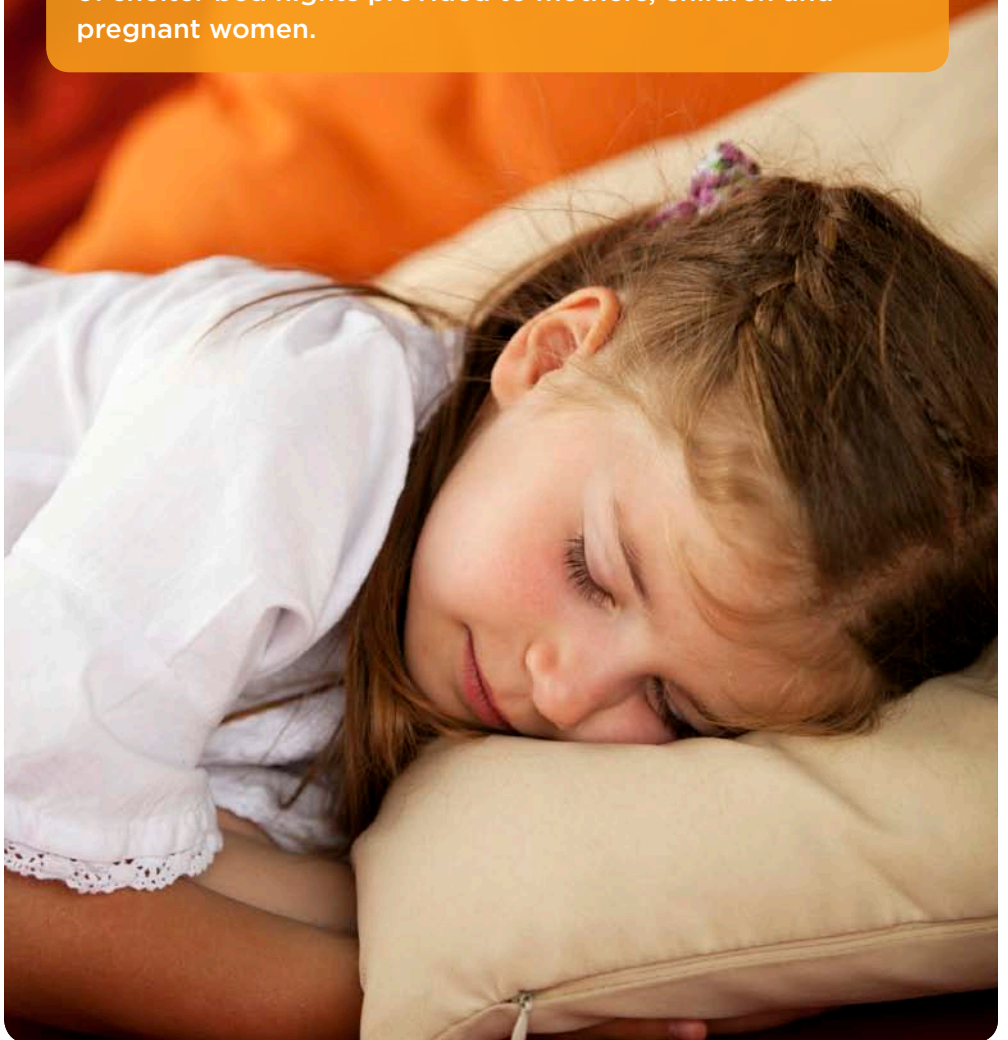




Orange County's human services helpline, 2-1-1, experienced a significant increase from last year in calls for basic needs. Referrals for transitional housing were up 47% and referrals for emergency shelters increased 39%. In response, the Commission redirected funds for safety net services to increase the number of shelter bed nights provided to mothers, children and pregnant women.



# Our Children, Our Future

The children we serve are Orange County's future employees, neighbors, coworkers and leaders of tomorrow. The Children and Families Commission of Orange County is helping to make California's future as golden as its past.

## Program Funding Expenditures FY 2008 - 2009

PROGRAM CATEGORY	EXPENDITURES	NUMBER SERVED	
		CHILDREN	FAMILY MEMBERS
<b>Healthy Children</b>			
Bridges for Newborns	\$ 4,937,488	27,661	30,122
Child Health & Safety/Community Education	1,138,133	27,759	28,463
Childrens' Dental	1,404,885	14,871	2,334
Community Clinics	1,535,400	3,464	787
Fitness/Nutrition	362,675	-	1291
Healthy Children Collaborative Projects	139,279	876	316
Pediatric Health Services	10,281,829	30,557	34,675
Project Connections/Home Visitation	2,953,999	3,543	5,333
School Readiness Nursing	3,275,403	12,668	6,542
Program Grants & Support	4,811,577	6,451	5,951
<b>Total</b>	<b>\$30,840,668</b>	<b>127,850</b>	<b>115,814</b>
<b>Early Learning</b>			
Early Literacy	1,723,452	57,815	45,864
Kid Builders Program	94,688		
Local and State School Readiness	9,883,985	12,812	15,982
Special Needs Program	307,948	512	1,024
Program Grants & Support	2,239,438	3,471	4,101
<b>Total</b>	<b>\$ 14,249,511</b>	<b>74,610</b>	<b>62,870</b>
<b>Capacity Building</b>			
AmeriCorps/VISTA	1,839,880	212	301
Capacity Building Grants	4,672,575	n/a	n/a
Performance Outcomes Measuring Systems	1,670,467	n/a	n/a
Technical Assistance	223,587	n/a	n/a
<b>Total</b>	<b>\$ 8,406,509</b>	<b>212</b>	<b>301</b>
<b>Strong Families</b>			
Homeless Prevention	1,769,514	186	269
Strong Families Collaborative Projects	85,422	636	678
Program Grants & Support	2,222,146	1,695	2,303
<b>Total</b>	<b>\$ 4,077,082</b>	<b>2,517</b>	<b>3,250</b>
<b>TOTAL ALL PROGRAMS</b>	<b>\$ 57,573,770</b>	<b>205,189**</b>	<b>182,235</b>

 Kid Builders provides early learning materials: 26,882 Kid Builder binders were distributed this year.

\*Capacity Building programs include evaluation, research, and support services. Within the Capacity Building programs, only the AmeriCorps program provides direct services to families.

\*\*Each program reports an unduplicated number of children served. Because one child may receive services from multiple programs, the total number of children served may include some duplication.

In Fiscal Year 2008-2009, the Commission committed \$57.6 million in state and local funds to support programs for developing healthy children who are ready to learn, while continuing to build Orange County's capacity to serve young children and their families.

**53%**  
Healthy Children

**25%**  
Early Learning

**15%**  
Capacity Building

**7%**  
Strong Families



17320 Redhill Avenue,  
Suite 200  
Irvine, CA 92614

Phone: 714.834.5310  
Fax: 949.474.2243

prop10@ocgov.com  
occhildrenandfamilies.com



Helping Orange County Children

**grow up  
great**

**10** YEARS

The Children and Families Commission of Orange County  
2008-2009 Summary Annual Report

# The Children and Families Commission of Orange County

supports organizations that provide health, education and development services to children and their families, prenatal to age five. Our goal is to fund and support the most needed and effective services so that Orange County's children grow up great – healthy and ready to learn.

The Commission receives funds from the 1998 Proposition 10 tobacco initiative. In 2008-2009, the Commission allocated \$57.6 million to fund a number of Orange County service organizations.

## What Can We Do In One Year?

**Serve** 205,189 children

**Provide** 51,326 health screens and 13,296 well-child checks for children

**Measure** the developmental growth of 24,160 children, linking children with developmental services when needed

**Ensure** 4,691 children – who previously had no health care home – have a place for regular health care

**Assist** 12,681 children with health insurance applications

**Treat** children at 6,120 dental clinics visits and assess 18,640 children for dental health

**Shelter** mothers, young children, and pregnant women who are homeless, providing 111,530 shelter bed nights

**Enroll** 8,589 children in school readiness programs

**Read** to 94,107 children in pediatric waiting areas

**Conduct** 74,361 home visits to provide children with health, developmental and literacy services

**Check** 4,970 young children's homes to prevent injury

# Healthy Children

Growing up healthy means more than just preventing sickness. The programs we support encompass prenatal care, health screenings and health care access. We also place a primary focus on the importance of a child's developmental growth and early intervention when needed to maximize each child's potential.

The Commission funds community clinics to increase young children's access to quality primary care and their use of a "health home" for physical, dental and mental health services. Responding to increased need during a year of economic recession, the Commission augmented clinic funds mid-year, allocating an additional \$225,000 of funding to meet this critical children's health care need. After receiving services at community clinics:

90%

of children had  
medical insurance

95%

had access to a place  
for regular medical care,  
a "medical home"

81%

of children had  
no cavities

## Through Healthy Children Programs:

**36,347** families received children's health-related home visits

**51,326** children received comprehensive health screenings (e.g. vision, hearing, health status)

**24,160** children were screened for developmental milestones

**28,429** Kits for New Parents were distributed

**12,681** children were assisted with a health insurance application

**18,640** children were screened for dental health and 6,120 dental clinic visits provided

**13,296** well-child visits and 11,451 sick child visits were provided

**4,691** children were connected to a medical home

# Early Learning

Whether helping children use their imagination and problem-solve, exposing them to books, or working on skills needed for school success - Early Learning programs equip children with the essential foundation they need to be effective learners when they start kindergarten.



# 94,107

children read to by trained readers in  
pediatric waiting areas

## Through Early Learning Programs:

**8,589** children enrolled in Commission-funded preschool or early learning classes

**776** children with special needs enrolled in school readiness programs

**4,015** preschool aged children participated in school-linked transition activities that met the National Education Goal Panel's criteria


**\$32.8** million generated since 2000 for early learning programs through a partnership with First 5 California and other leveraged funding sources

**61,389** new and gently used books were given to children by health care providers and at community events

**44,966** parents and caregivers were given literacy resources such as reading tips and developmental milestones tied to literacy

# Strong Families

Sometimes families need help to ensure their children can thrive in a stable home environment. We help to provide shelter, health care access, and early learning opportunities for Orange County families in need.



Unique transitional shelter programs provide shelter and food for homeless parents and young children. These programs also provide prenatal care for pregnant mothers, comprehensive medical screenings and dental care for children, and assistance with health insurance.

# 111,530

shelter bed nights

A “shelter bed night” means one person in one warm and safe bed for one night. Total shelter bed nights are determined by the number of people housed multiplied by the number of nights they are sheltered.

## Through Strong Families Programs:

**8,377** home visits were provided to strengthen family functioning and promote child health and safety

**1,243** children enrolled in the Healthy Tomorrows early care and education program

**4,781** case management sessions were provided for families at risk for homelessness

**1,739** children were transported to health or early learning services

**424** children received outpatient mental health services

**120** shelter residents enrolled in educational programs

**113** shelter-based children were placed in quality child care settings

**80** homeless or shelter-based pregnant women were referred for prenatal care

**59** families secured housing and are continuing toward self-sufficiency

# Capacity Building

Through capacity building programs, we leverage our resources with other national, state and local programs, facilitate best practices among grantees, and prioritize those areas where there is a unique need.

**\$46,340** additional funds were raised through grants and events sponsored by Volunteers in Service to America (VISTA members)

**40** AmeriCorps members and 71 VISTA members (42 in Orange County and 29 in participating counties statewide) enrolled, were trained, and instated to support agencies that provide health and school readiness services to young children and their families

**1,392** volunteers were recruited by VISTA members to support Commission funded health and development programs

**850** children were assisted by AmeriCorps members with the transition to kindergarten

**616** skill building and developmental activity lessons for young children were conducted by AmeriCorps members

**26** agencies participated in Medi-Cal reimbursement programs which have generated \$14.1 million in leveraged funds since 2000

# 18,707

home visits were made by AmeriCorps members to support young children's health and development